

COMMERCIAL LOCKSETS



www.globaldoor.com 704.596.2444 FAX: 800.376.6536
5808 Long Creek Park Drive, Suite A, Charlotte, NC 28269

COMMERCIAL KNOB SERIES GLC




Ball

The GLC Series cylindrical knobsets, are designed for use on all heavy duty residential and standard to heavy duty commercial applications.

Specifications

- Door thickness: Adjustable $1\frac{3}{8}$ " - $\frac{3}{4}$ " range
- Backset: $2\frac{3}{4}$ " - face $1\frac{1}{8}$ " x $2\frac{1}{4}$ "
- Cylinder: SC1 solid brass "C" keyway
- Keying: Schlage 5 pin keyed
- Key: 2 five pin nickel plated
- Function: See descriptions page 5
- Construction: Steel, zinc dichromated resists corrosion, heavy duty reinforced spring cage for knob return
- Latch: $\frac{1}{2}$ " projection stainless steel
- Bore: $2\frac{1}{8}$ " hole retrofits all grade 2 cylindrical locksets
- Strike: ANSI $1\frac{1}{4}$ " x $4\frac{7}{8}$ " curved lip
- Warranty: Lifetime mechanical - 10 year finish
- Finish: 626-Brushed Chrome

COMMERCIAL LEVER SERIES GLC



Empire

The GLC Series cylindrical leverset is ADA compliant and are designed for use on all heavy duty residential and standard to heavy duty commercial applications.

Specifications

- Door thickness: Adjustable $1\frac{3}{8}$ " - $\frac{3}{4}$ " range
- Backset: $2\frac{3}{4}$ "
- Cylinder: SC1 solid brass "C" keyway
- Keying: Schlage 5 pin keyed
- Key: 2 five pin nickel plated
- Function: See descriptions page 5
- Construction: Steel, zinc dichromated resists corrosion, heavy duty spring cage reinforced for lever return
- Latch: $\frac{1}{2}$ " projection stainless steel
- Bore: $2\frac{1}{8}$ " hole retrofits all grade 2 cylindrical locksets
- Strike: ANSI $1\frac{1}{4}$ " x $4\frac{7}{8}$ " curved lip
- Warranty: Lifetime mechanical - 10 year finish
- Finish: 626-Brushed Chrome



Meets ADA
Requirements

GLOBAL DOOR COMMERCIAL LOCKS

COMMERCIAL KNOB SERIES GLA



Sunset

The GLA Series cylindrical knobsets, are designed for use on all heavy duty residential and standard to heavy duty grade 2 commercial applications.

Specifications

- Door thickness: Adjustable 1³/₈" - 1⁷/₈" range
- Backset: 2³/₄" - face 1¹/₈" x 2¹/₄"
- Cylinder: SC1 solid brass "C" keyway
- Keying: Schlage 6 pin keyed six KA2
- Key: 2 six pin nickel plated
- Function: See descriptions page 5
- Trim Design: Specify "SUN" Sunset
- Certification: UL listed ANSI A156.2 Grade 2
- Construction: Steel, zinc dichromated resists corrosion, heavy duty spring cage
- Latch: 1/2" projection stainless steel 3 hour UL
- Bore: 2¹/₈" hole retrofits all grade 2 cylindrical locksets
- Strike: ANSI 1¹/₄" x 4⁷/₈" curved lip
- Warranty: Lifetime mechanical - 10 year finish
- Finish: 626-Brushed Chrome

COMMERCIAL LEVER SERIES GAL



Pisa



Eiffel

The GAL Series cylindrical leverset has all the same specifications as the GLA knobset with the added trim design of a lever. The GAL commercial lever is also ADA compliant and features a **FREE WHEELING CLUTCH** mechanism that insures longevity and security.

Specifications

- Door thickness: Adjustable 1³/₈" - 1⁷/₈" range
- Backset: 2³/₄" - face 1¹/₈" x 2¹/₄"
- Cylinder: SC1 solid brass "C" keyway
- Keying: Schlage 6 pin keyed six KD
- Key: 2 six pin nickel plated
- Function: See descriptions page 5
- Trim Design: Specify "L" Eiffel, "P" Pisa
- Certification: UL listed ANSI A156.2 Grade 2
- Construction: Steel, zinc dichromated resists corrosion, heavy duty spring cage reinforced for lever return
- Latch: 5/8" projection stainless steel 3 hour UL
- Bore: 2¹/₈" hole retrofits all grade 2 cylindrical locksets
- Available with or without removable thru bolts
- Vandal Resistant: Clutch free wheeling mechanism
- Strike: ANSI 1¹/₄" x 4⁷/₈" curved lip
- Warranty: Lifetime mechanical - 10 year finish
- Finish: 626-Brushed Chrome



Meets ADA
Requirements

GLOBAL DOOR COMMERCIAL LOCKS

INTERCHANGEABLE CORE LEVER SERIES GAL



IC Eiffel



Meets ADA Requirements

Global's GAL Series interchangeable core lever set has the same specifications as the standard GAL levers except, the outside lever is prepared for any small format IC core installation.

Specifications

- Door thickness: Adjustable 1³/₈" - 1⁷/₈" range
- Backset: 2³/₄" - face 1¹/₈" x 2¹/₄"
- Cylinder: Supplied less core, accepts 6 or 7 pin Best, Falcon, Arrow, KSP - universal tailpiece included
- Keyway: Prep for small format Interchangeable core
- Function: See descriptions page 5
- Trim Design: Specify "L-IC" Eiffel
- Certification: UL listed ANSI A156.2- Grade 2
- Construction: Steel, zinc dichromated resists corrosion, heavy duty spring cage reinforced for lever return
- Latch: 5/8" projection stainless steel 3 hour UL
- Bore: 2¹/₈" hole retrofits all grade 2 cylindrical locksets
- Thru-bolted: 5/16" holes outside 2¹/₈" bore for anti-rotation
- Vandal Resistant: Clutch free wheeling mechanism
- Strike: ANSI 1¹/₄" x 4⁷/₈" curved lip
- Warranty: Lifetime mechanical - 10 year finish
- Finish: 626-Brushed Chrome

COMMERCIAL DEADBOLT SERIES GLC



Single Cylinder

The GLC560 and GLC562 Series auxiliary deadbolt adds style and security to any door. They can be keyed to match any GLA, GLC knobset or GAL commercial lever.

Specifications

- Door Thickness: 1³/₈" - 1⁷/₈" range
- Backset: 2³/₄" standard - 2³/₈" optional, fixed bolt
- Bolt: Heavy duty 1" throw steel reinforced-non adjustable
- Replacement Bolts: GLC075-U - 2³/₈" bs 1" face
GLC076-U - 2³/₄" bs 1¹/₈" face
- Face Plate: 1¹/₈" x 2¹/₄" - 2³/₄" bolt, 1" x 2¹/₄" - 2³/₈" bolt
- Rating: UL listed for "A" label 3 hour door
- Strike: 1¹/₈" x 2³/₄" with reinforcing & security screws
- Cylinder: Solid brass 6 pin keyed six
- Keyway: Schlage "C" or IC less core
- Function: Single and double cylinder
- Keying: KA4 - Standard
- Certification: Grade 2 ANSI A156.5 series 1000
- Trim Ring: Solid Security collar reinforced
- Warranty: Lifetime mechanical - 10 year finish
- Finish: 626-Brushed Chrome

LOCK ACCESSORIES

CYLINDERS

Global 6-pin cylinders are manufactured with strict quality control to insure precise tolerances and smooth operations.

Keying Service available: Keyed Alike, Master or Construction keyed. Additional charges apply for keying.



Universal Cylinders - Satin Chrome

- GLA3GAKD** knob/lever Cyl. 6 Pin Sargent GA Keyed Diff.
- GLA3SC1KD** knob/lever Cyl. 6 Pin Schlage C(SC1) Keyed Diff.
- GLA3Y1KD** knob/lever Cyl. 6 Pin Yale 8(Y1) Keyed Diff.



Universal Cylinders - Satin Chrome

- GLA6GAKD** knob/lever Cyl. 6 Pin Sargent GA Keyed Diff.
- GLA6SC1KD** knob/lever Cyl. 6 Pin Schlage C(SC1) Keyed Diff.
- GLA6Y1KD** knob/lever Cyl. 6 Pin Yale 8(Y1) Keyed Diff.

LATCHES

Global commercial locksets can be provided with multiple latch combination. Contact your sales representative for availability.



Springlatch

- GTA068-SUL1-626** 1 1/8" SQ UL SL 2 3/8", US26D
- GTA068-SUL2-626** 1" SQ UL SL 2 3/8", US26D
- GLA116-SUL2-626** 1 1/8" SQ UL SL 2 3/4", US26D



Deadlatch

- GTA085-SUL1-626** 1 1/8" SQ UL DL 2 3/8", US26D
- GTA085-SUL2-626** 1" SQ UL DL 2 3/8", US26D
- GTA096-SUL1-626** 1" SQ UL DL 2 3/4", US26D

STRIKES

A variety of strikes are available for Global's commercial locksets. Contact your sales representative for availability.



GLA001
T-Strike



GLA025
ANSI Strike



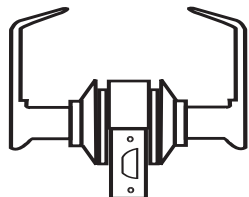
GLA026
Full-Lip Strike Square Corner



GLA027
Full-Lip Strike Radius Corner

COMMERCIAL LOCKSET FUNCTIONS

LOCK FUNCTIONS



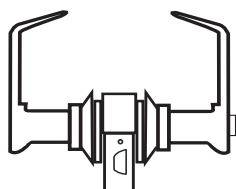
PASSAGE

ANSI# - FED#

F75 - 161N

10S - Knobs
1110 - Levers

Lockset for interior door applications. No locking function. Full time Ingress & Egress. Lockset used to latch a door only.

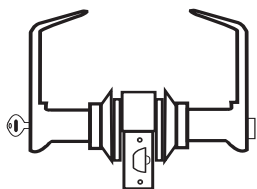


PRIVACY

F76 - 161L

40S - Knobs
1140 - Levers

Lockset for interior door applications. Can be locked from inside, but will unlock when you turn inside lever - Safety unlock features on exterior side for emergencies.

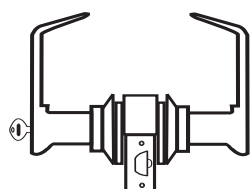


ENTRY

F109 - 161AB

53PD - Knobs
1151 - Levers

Lockset for interior/exterior door applications. Pushing inside button creates privacy function / Turning creates storeroom.

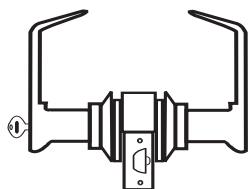


CLASSROOM

F84 - 161R

1170 - Levers

Lockset for interior/exterior door applications. Key can put lock in storeroom function or passage mode.



STOREROOM

F86 - 161D

80PD - Knobs
1180 - Levers

Lockset for interior/exterior door applications. Always locked, must have a key to open. Used for secured areas.



HALF DUMMY

170 - Knobs
170 - Levers

Single rigid lever/knob trim for one side of door only. Used as pull or to match active lockset, no latch.

CROSS REFERENCE COMPARISON CHART

Global GAL lever series are supplied standard with clutch mechanism

FUNCTION TRIM	GLOBAL	SCHLAGE	ARROW	SARGENT	YALE	CORBIN-RUSSWIN	MARKS	CAL-ROYAL	PDQ
Passage Knob	GLA10S	A10S	M01	6U15	5301	CK4410	110N	BA-30	SV126
Privacy Knob	GLA40S	A40S	MO2	6U65	5302	CK4420	110L	BA-20	SV176
Entry Knob	GLA53PD	A53PD	M11	6G05	5307	CK4451	110AB	BA-00	SV116
Storeroom Knob	GLA80PD	A80PD	M12	6G04	5303	CK4457	110F	BA-05	SV115
Passage Lever	GAL-1110	AL10S	ML01	65U15	5301LN	CL3810	170N	SL-30	GP126
Privacy Lever	GAL-1140	AL40S	ML02	65U65	5302LN	CL3820	170L	CSL-20	GP176
Entry Lever	GAL-1151	AL53PD	ML11	65G05	5304LN	CL3851	170AB	CSL-00	GP116
Classroom Lever	GAL-1170	AL70PD	ML17	65G37	5308LN	CL3855	170S	CSL-03	GP148
Storeroom Lever	GAL-1180	AL80PD	ML12	65G04	5305LN	CL3857	170F	CSL-05	GP115
Entry Lever IC	GAL-1151-IC	AL53BD	ML11IC	70-65G05	B-5307LN	CL3851-M08	170R-AB	ICCSL-00	GP116-IC

ORDER SPECIFICATIONS

Descriptive data should be in the same sequence as shown

LINE ITEM	QUANTITY	SERIES/ FUNCTION	TRIM	CYLINDER	FINISH	OPTIONS	KEYING
#	# Required	Specify Model #	Lever/Knob	SC1/IC	Specify	Latch/Strike	Details
1	20	GLA 53PD	SUN				
2	12	GAL-1151	L	IC	626		

Stock Order Example: 1) 20-GLA53PDSUN-626 2) 12-GAL-1151L-IC626

2 line order 20 Entry Function Knobsets Sunset Trim Schlage SC1 Keyway in US26D Brushed Chrome and 12 Entry Function Interchangeable Core Levers in US26D Brushed Chrome

1	48	GAL-1180	L		626	GLA001	KA2+MK
---	----	----------	---	--	-----	--------	--------

Contract/Detailed Order Example: 1) 48-GAL-1180L-626 x GLA001-626 x KA2+MK

1 line order 48 Storeroom Function Leversets Eiffle Trim Schlage SC1 Keyway in US26D Brushed Chrome with T-Strike, Keyed Alike in pairs and Mastered, 6 master keys

Certification Compliance

FEDERAL- Meets FF-H-106C

POSITIVE PRESSURE- Meets UL 10C and UBC 7-2 (1997)

ADA- All levers conform to A117.1 Barrier Free Accessibility Code

ANSI/BHMA- Meets ANSI A156.4 Series 4000-Grade 2 - Strength and Operational

UL-ULC- All locks listed for A Label single doors 4' x 8', the letter F and UL symbol on latch front indicate listing

CALIFORNIA CODE- Levers with returns conform to administrative code title 19, levers return to within 1/2" of door face



GLOBAL DOOR CONTROLS

Charlotte, NC, U.S.A.

Tel: 704.596.2444

Fax: 704.596.5659

www.globaldoor.com